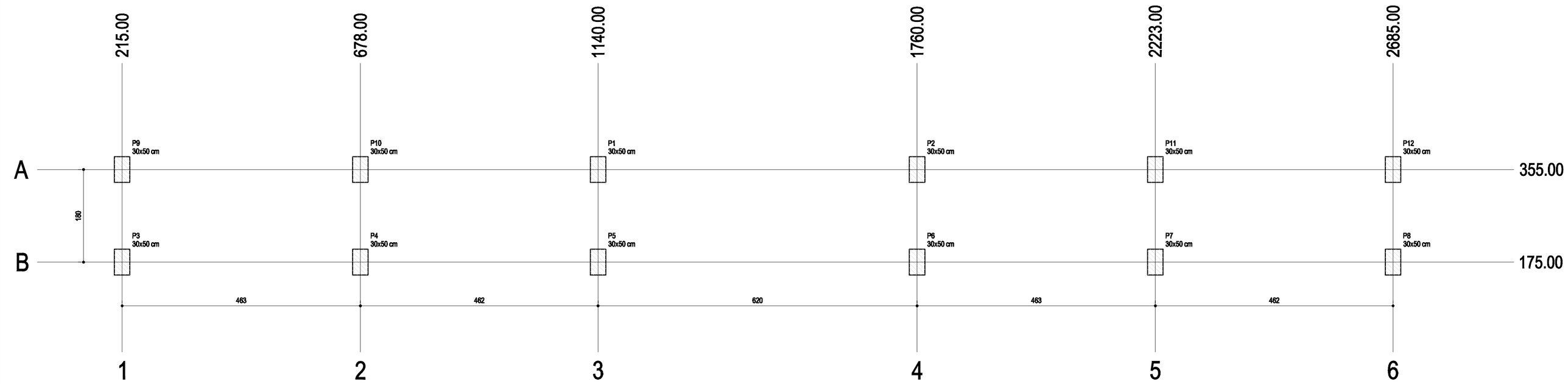

Pilar					
Nome	Seção (cm)	X (cm)	Y (cm)	Carga Máx. (tf)	Carga Mín. (tf)
P1	30x50	1140.00	355.00	6.4	5.2
P2	30x50	1760.00	355.00	6.4	5.3
P3	30x50	215.00	175.00	5.9	4.8
P4	30x50	678.00	175.00	12.3	10.2
P5	30x50	1140.00	175.00	6.0	4.9
P6	30x50	1760.00	175.00	6.0	5.0
P7	30x50	2223.00	175.00	12.3	10.2
P8	30x50	2685.00	175.00	5.8	4.8
P9	30x50	215.00	355.00	5.4	4.2
P10	30x50	678.00	355.00	10.1	8.2
P11	30x50	2223.00	355.00	10.1	8.2
P12	30x50	2685.00	355.00	5.3	4.2

Planta de cargas
escala 1:50

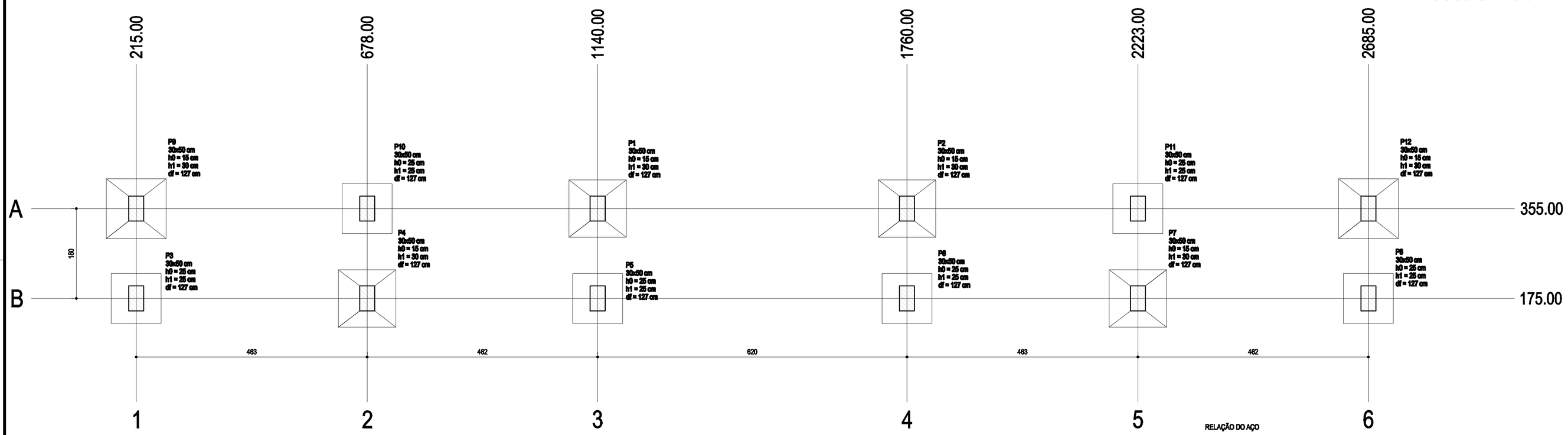

Pilar						Fundação				
Nome	Seção (cm)	X (cm)	Y (cm)	Carga Máx. (tf)	Carga Mín. (tf)	Lado B (cm)	Lado H (cm)	h0 / ha (cm)	h1 / hb (cm)	df (cm)
P1	30x50	1140.00	355.00	6.4	5.2	115	115	15	30	127
P2	30x50	1760.00	355.00	6.4	5.3	115	115	15	30	127
P3	30x50	215.00	175.00	5.9	4.8	100	100	25	25	127
P4	30x50	678.00	175.00	12.3	10.2	115	115	15	30	127
P5	30x50	1140.00	175.00	6.0	4.9	100	100	25	25	127
P6	30x50	1760.00	175.00	6.0	5.0	100	100	25	25	127
P7	30x50	2223.00	175.00	12.3	10.2	115	115	15	30	127
P8	30x50	2685.00	175.00	5.8	4.8	100	100	25	25	127
P9	30x50	215.00	355.00	5.4	4.2	120	120	15	30	127
P10	30x50	678.00	355.00	10.1	8.2	100	100	25	25	127
P11	30x50	2223.00	355.00	10.1	8.2	100	100	25	25	127
P12	30x50	2685.00	355.00	5.3	4.2	120	120	15	30	127

Planta de locação
escala 1:50

S3=S5=S6=S8=S10=S11

PLANTA
ESC 1:25

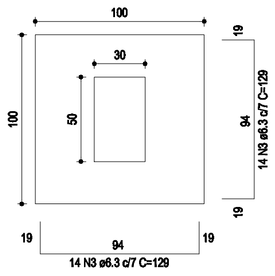

Solo compactado sobre a sapata
peso específico > 1600.00 kgf/m³

CORTE
ESC 1:25

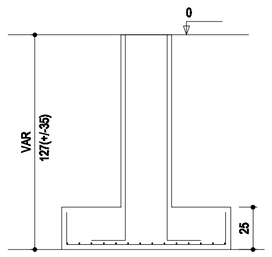

P10=P11

BALDRAME - L1

SEÇÃO
ESC 1:25

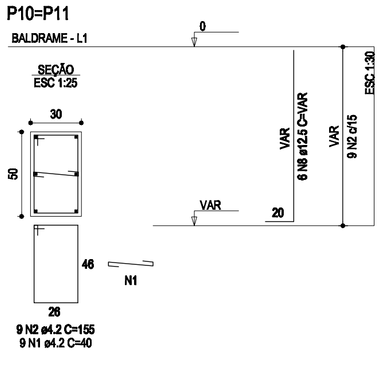

P3=P5=P6=P8

BALDRAME - L1

SEÇÃO
ESC 1:25

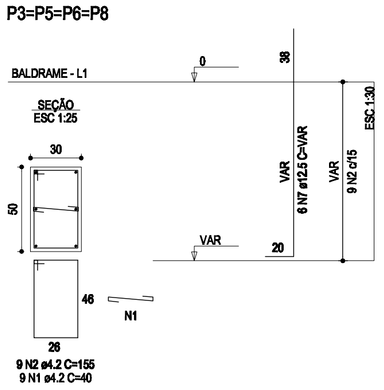

RELAÇÃO DO AÇO

2xP1
2xP9
6xS12

4xP3
2xP10

2xP4
6xS10

AÇO	N	DIAM (mm)	QUANT	C.UNIT (cm)	C.TOTAL (cm)
CA60	1	4.2	72	40	2880
	2	4.2	72	155	11160
CA50	3	6.3	168	129	21672
	4	6.3	204	129	26316
	5	8.0	36	44	1584
	6	8.0	36	156	5616
	7	12.5	48	VAR	VAR
	8	12.5	24	VAR	VAR

RESUMO DO AÇO

AÇO	DIAM (mm)	C.TOTAL (m)	PESO + 10% (kg)
CA50	6.3	479.9	129.2
	8.0	72	31.3
	12.5	119.3	126.4
CA60	4.2	140.4	16.8

PESO TOTAL (kg)	
CA50	286.8
CA60	16.8

Volume de concreto (C-25) = 5.70 m³
Área de forma = 34.70 m²

S1=S2=S4=S7=S9=S12

PLANTA
ESC 1:25

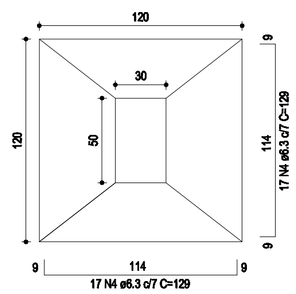

Solo compactado sobre a sapata
peso específico > 1600.00 kgf/m³

CORTE
ESC 1:25

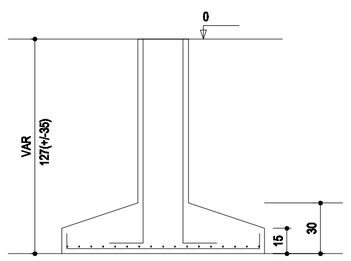

P1=P2

BALDRAME - L1

SEÇÃO
ESC 1:25

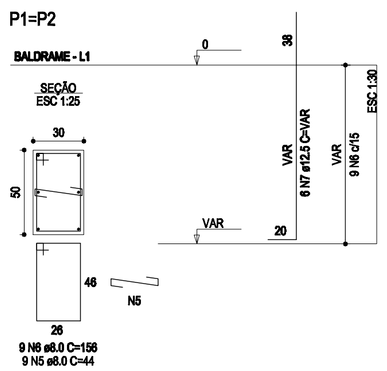

P4=P7

BALDRAME - L1

SEÇÃO
ESC 1:25

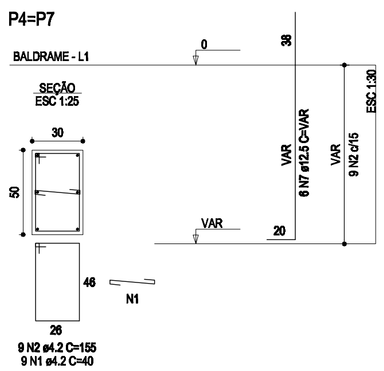

P9=P12

BALDRAME - L1

SEÇÃO
ESC 1:25

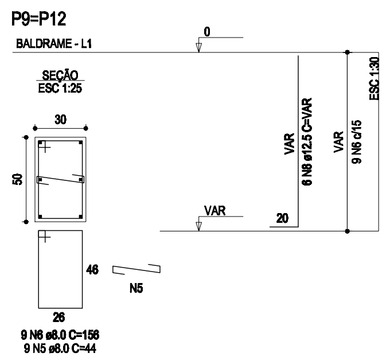

AMERICO BELLE:24059587915
Assinado de forma digital por AMERICO BELLE:24059587915
Dados: 2021.09.22 13:49:05 -03'00'

RUBENS LUIS ROLANDO SOUZA:51335883053
Assinado de forma digital por RUBENS LUIS ROLANDO SOUZA:51335883053
Dados: 2021.09.22 13:48:16 -03'00'

MUNICÍPIO DE CAPANEMA
APROVADO
RUBENS LUIS ROLANDO SOUZA:51335883053
Assinado de forma digital por RUBENS LUIS ROLANDO SOUZA:51335883053
Dados: 2021.09.22 13:49:21 -03'00'
RUBENS L. R. SOUZA
ENGENHEIRO CIVIL MUNICIPAL DE CAPANEMA - PR
Matrícula nº 1946-1

Revisões da Prancha			
001	Revisão Geral	Rubens	16/09/2021
Nu.	Comentários	Autor	Data

PROJETO ESTRUTURAL

RUBENS L. R. SOUZA
Rua Dr Luiz Oscar Pierantber 1079
Planalto, PR (046)35561185
rubensluis@globomail.com

PREFEITURA MUNICIPAL DE CAPANEMA

ARQUIBANCADA DA QUADRA DE AREIA NO GINÁSIO DE ESPORTES
CARGAS, DETALHE SAPATAS E LOCAÇÃO

Chácaras nº 62-63 e 79 no Bairro Santo Expedito no Ginásio de Esportes

Escala: 01/50

Desenho:Eng Rubens | Área: 94,25 m2

Data: 16/09/2021 | Unidade: cm

Prancha 01/05